



Delete Messages

To Delete a Single Message

While viewing a message, press **II**. Icons appear at the bottom of the screen.



Use the **▶** or **◀** key until the Delete icon  flashes.

Press **II** to delete the current message. Press **▶** to confirm the deletion.

To Delete All Read Messages

From the Standby screen, press **⏻** and then press **II**.


Use the **▶** or **◀** key until the Delete All icon  flashes.

Press **II** to delete all the read messages. Press **▶** to confirm the deletion. All unread messages remain. Multiple page messages are not deleted unless all pages have been viewed.

Reminder Alert

The pager beeps at two-minute intervals when there are unread messages. To stop the Reminder Alert, view all messages, including all screens on multiple-screen messages.

Replace the Battery

Replace the battery (AA) when the battery icon reads empty . When replacing the battery, turn off the pager. The correct time and messages will remain for up to one minute after the battery is removed.

NOTE: This document contains instructions for the basic functions needed to use the pager with Oxinet III. For instructions concerning other functions, see the pager manufacturer's user instructions.



CARDIOPULMONARY CORP.

200 Cascade Boulevard • Milford, CT 06460 • (203) 877-1999 • Fax: (203) 877-3401
P/N 2496 Rev A

BERNOULLI™

Pager Quick Reference

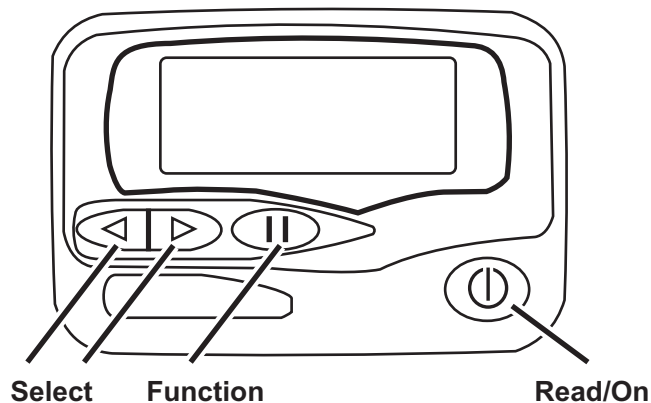


Apollo Gold
AL-A25



CARDIOPULMONARY CORP.

Buttons

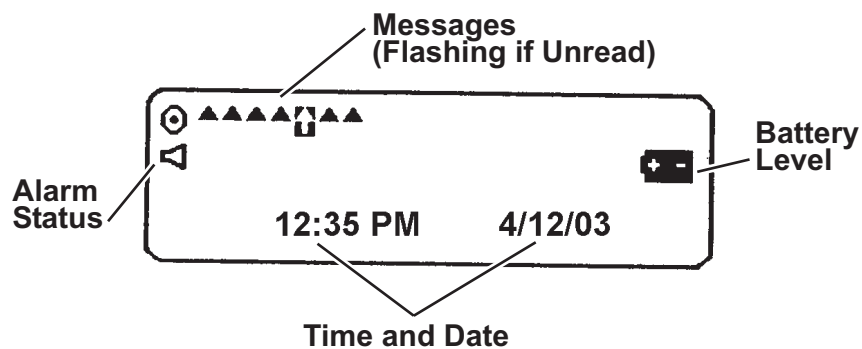


Turn Pager On: Press (⏻) to turn the pager on.

Turn Pager Off: Press (⏻) to display the function icons. Press (▶) or (◀) to select PAGER OFF. Press (⏻). PAGER OFF? Appears.

Press (▶) to turn the pager off.

Main Menu




The pager returns to the Blank Standby screen after a few seconds. Alarm status and power on indicator are displayed on the Standby screen. From Standby, press any button to return to the Main Menu.

View Messages

To Read Immediately

When the pager receives a message, it alerts you.

Press (⏻) to read the message.



Continue to press (⏻) to scroll through the entire message.

To Read Previous Messages

Read and unread messages are indicated by arrows▲. For unread messages, the arrow flashes. The cursor (⏻) appears on the most recent message.

Use the (▶) or (◀) key to highlight a message and press (⏻) to scroll through each page of the message. The time and date the message was received appear at the end of the message.

Last Page of Message

